

# Lecture 25: Security, VM, Multiproc

---

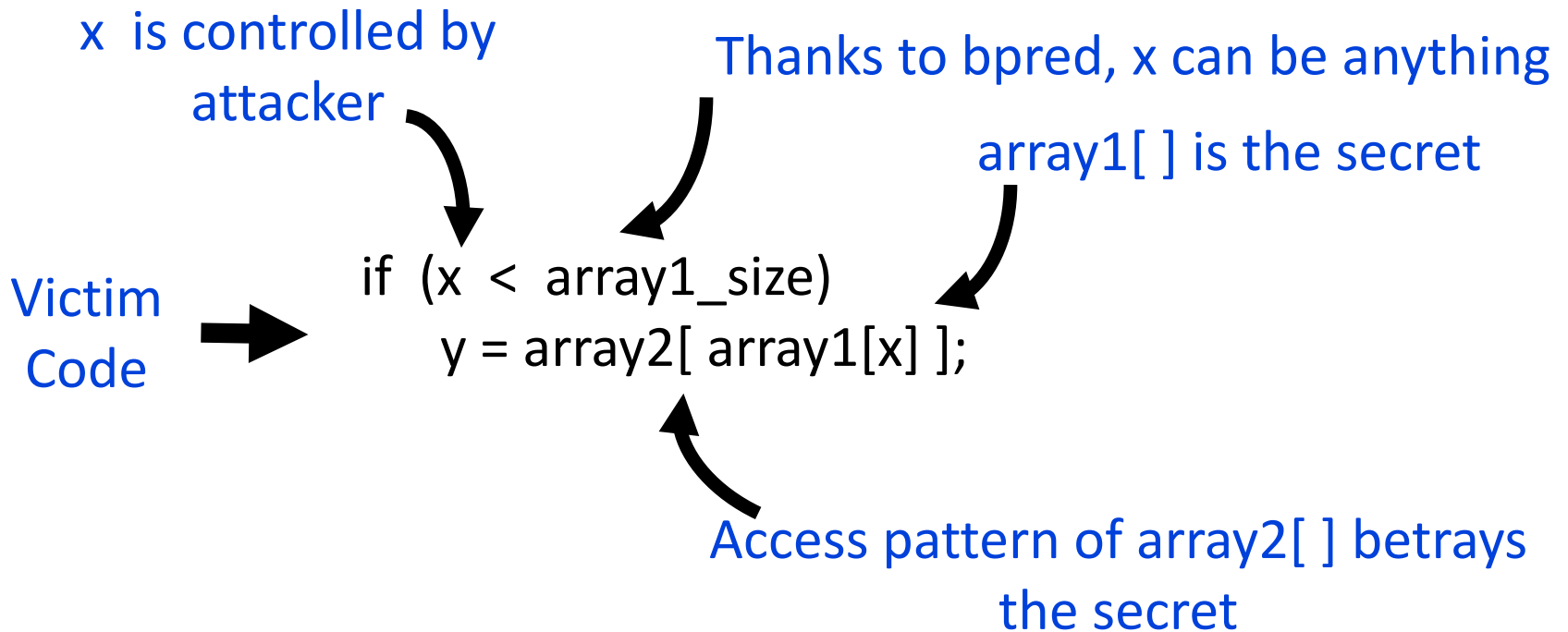
- Today's topics:
  - Security wrap-up
  - Virtual memory
  - Multiprocessors, cache coherence

# Meltdown

---

# Spectre: Variant 1

---



# Spectre: Variant 2

---

## Attacker code

Label0: if (1)

Label1: ...

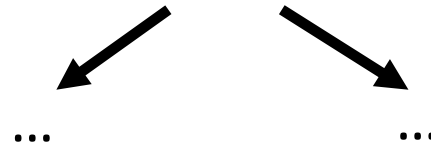


## Victim code

R1 ← (from attacker)

R2 ← some secret

Label0: if (...)



## Victim code

Label1:

lw [R2]

# Virtual Memory

---

- Processes deal with virtual memory – they have the illusion that a very large address space is available to them
- There is only a limited amount of physical memory that is shared by all processes – a process places part of its virtual memory in this physical memory and the rest is stored on disk (called swap space)
- Thanks to locality, disk access is likely to be uncommon
- The hardware ensures that one process cannot access the memory of a different process

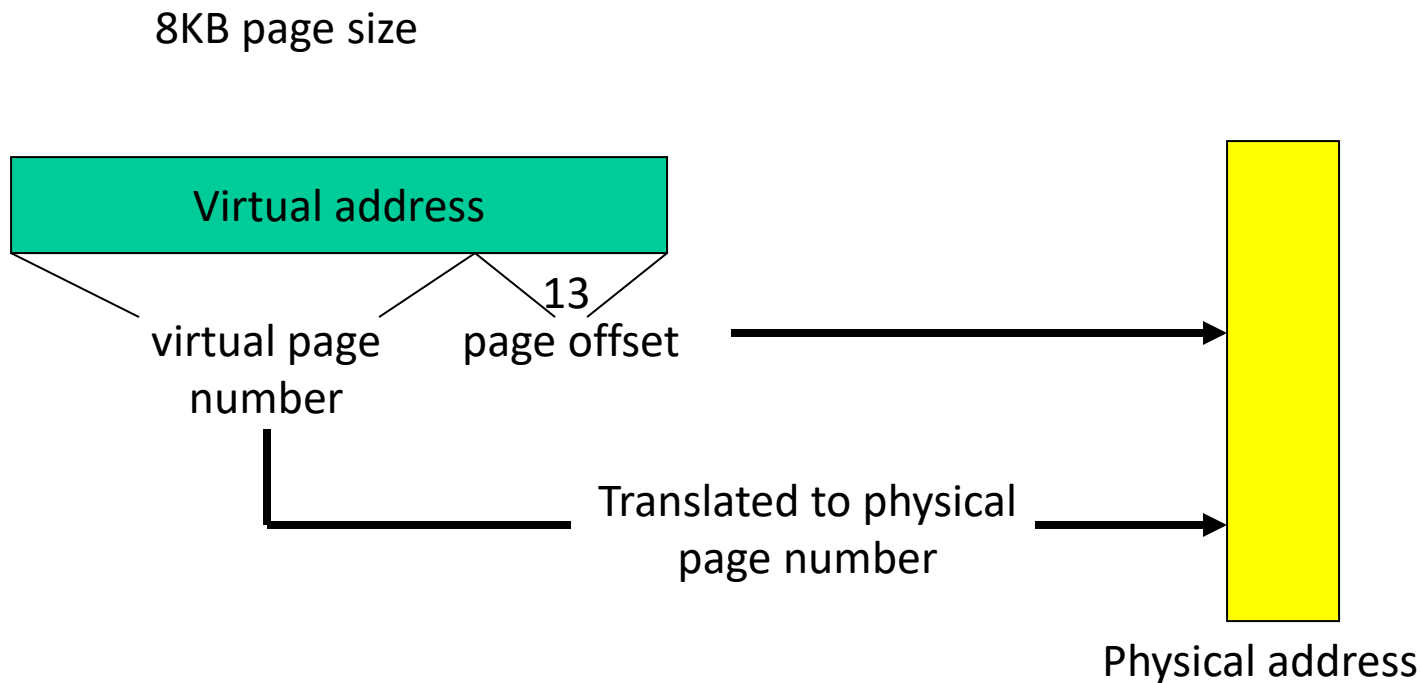
# Virtual Memory

---

# Address Translation

---

- The virtual and physical memory are broken up into pages



# Memory Hierarchy Properties

---

- A virtual memory page can be placed anywhere in physical memory (fully-associative)
- Replacement is usually LRU (since the miss penalty is huge, we can invest some effort to minimize misses)
- A page table (indexed by virtual page number) is used for translating virtual to physical page number
- The page table is itself in memory

# TLB

---

- Since the number of pages is very high, the page table capacity is too large to fit on chip
- A translation lookaside buffer (TLB) caches the virtual to physical page number translation for recent accesses
- A TLB miss requires us to access the page table, which may not even be found in the cache – two expensive memory look-ups to access one word of data!
- A large page size can increase the coverage of the TLB and reduce the capacity of the page table, but also increases memory waste

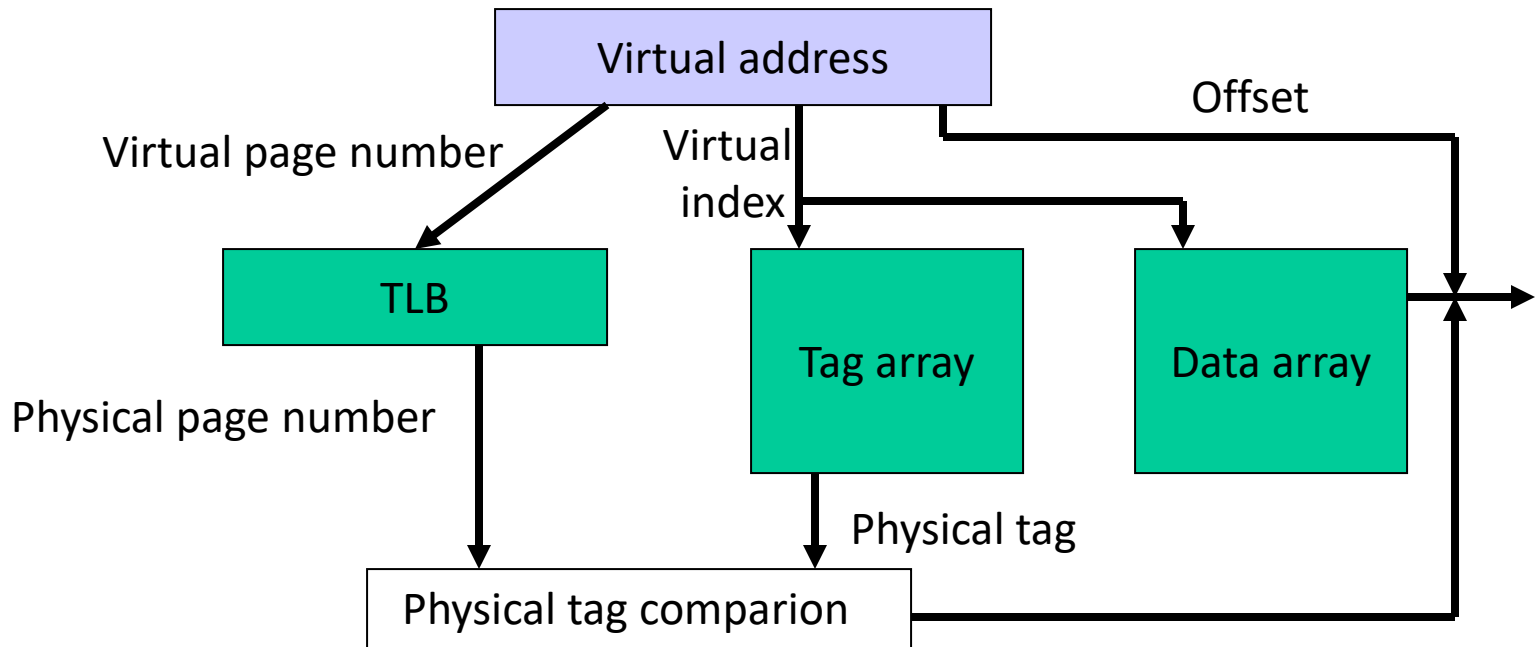
# TLB and Cache

---

- Is the cache indexed with virtual or physical address?
  - To index with a physical address, we will have to first look up the TLB, then the cache → longer access time
  - Multiple virtual addresses can map to the same physical address – must ensure that these different virtual addresses will map to the same location in cache – else, there will be two different copies of the same physical memory word
- Does the tag array store virtual or physical addresses?
  - Since multiple virtual addresses can map to the same physical address, a virtual tag comparison can flag a miss even if the correct physical memory word is present

# Cache and TLB Pipeline

---



Virtually Indexed; Physically Tagged Cache

# Bad Events

---

- Consider the longest latency possible for a load instruction:
  - TLB miss: must look up page table to find translation for v.page P
  - Calculate the virtual memory address for the page table entry that has the translation for page P – let's say, this is v.page Q
  - TLB miss for v.page Q: will require navigation of a hierarchical page table (let's ignore this case for now and assume we have succeeded in finding the physical memory location (R) for page Q)
  - Access memory location R (find this either in L1, L2, or memory)
  - We now have the translation for v.page P – put this into the TLB
  - We now have a TLB hit and know the physical page number – this allows us to do tag comparison and check the L1 cache for a hit
  - If there's a miss in L1, check L2 – if that misses, check in memory
  - At any point, if the page table entry claims that the page is on disk, flag a page fault – the OS then copies the page from disk to memory and the hardware resumes what it was doing before the page fault ... phew!

# Multiprocessor Taxonomy

---

- SISD: single instruction and single data stream: uniprocessor
- MISD: no commercial multiprocessor: imagine data going through a pipeline of execution engines
- SIMD: vector architectures: lower flexibility
- MIMD: most multiprocessors today: easy to construct with off-the-shelf computers, most flexibility

# Memory Organization - I

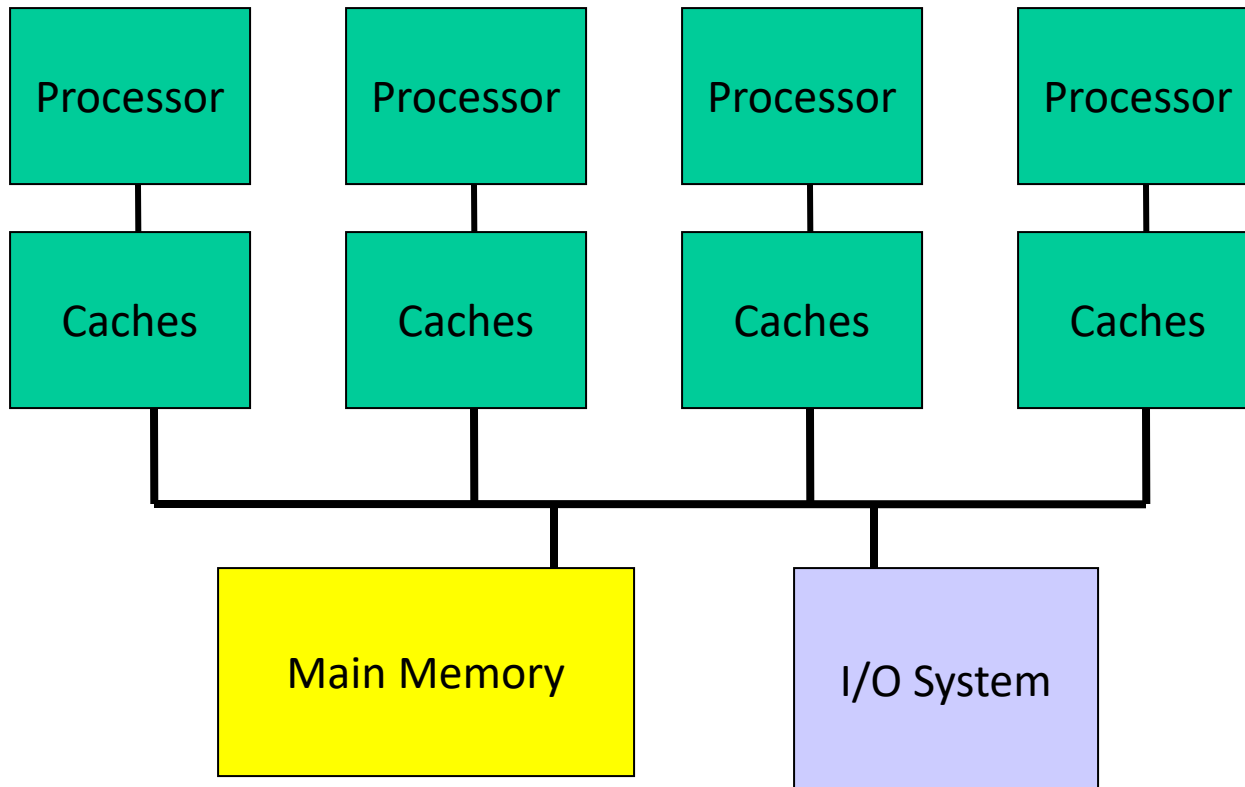
---

- Centralized shared-memory multiprocessor or Symmetric shared-memory multiprocessor (SMP)
- Multiple processors connected to a single centralized memory – since all processors see the same memory organization → uniform memory access (UMA)
- Shared-memory because all processors can access the entire memory address space
- Can centralized memory emerge as a bandwidth bottleneck? – not if you have large caches and employ fewer than a dozen processors

# Snooping-Based Protocols

---

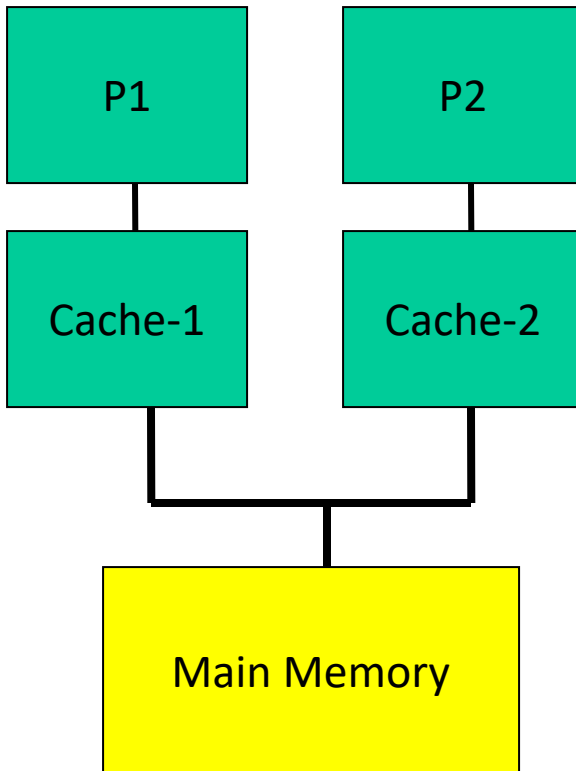
- Three states for a block: invalid, shared, modified
- A write is placed on the bus and sharers invalidate themselves
- The protocols are referred to as MSI, MESI, etc.



# Example

---

- P1 reads X: not found in cache-1, request sent on bus, memory responds, X is placed in cache-1 in shared state
- P2 reads X: not found in cache-2, request sent on bus, everyone snoops this request, cache-1 does nothing because this is just a read request, memory responds, X is placed in cache-2 in shared state



- P1 writes X: cache-1 has data in shared state (shared only provides read perms), request sent on bus, cache-2 snoops and then invalidates its copy of X, cache-1 moves its state to modified
- P2 reads X: cache-2 has data in invalid state, request sent on bus, cache-1 snoops and realizes it has the only valid copy, so it downgrades itself to shared state and responds with data, X is placed in cache-2 in shared state, memory is also updated

# Example

Request	Cache Hit/Miss	Request on the bus	Who responds	State in Cache 1	State in Cache 2	State in Cache 3	State in Cache 4
				Inv	Inv	Inv	Inv
P1: Rd X	Miss	Rd X	Memory	S	Inv	Inv	Inv
P2: Rd X	Miss	Rd X	Memory	S	S	Inv	Inv
P2: Wr X	Perms Miss	Upgrade X	No response. Other caches invalidate.	Inv	M	Inv	Inv
P3: Wr X	Write Miss	Wr X	P2 responds	Inv	Inv	M	Inv
P3: Rd X	Read Hit	-	-	Inv	Inv	M	Inv
P4: Rd X	Read Miss	Rd X	P3 responds. Mem wrtbk	Inv	Inv	S	S