

Data Mining

CS 5140 / CS 6140

Jeff M. Phillips

January 5, 2020

What is Data Mining?

What is Data Mining?

- ▶ Finding structure in data?
- ▶ Machine learning on large data?
- ▶ Unsupervised learning?
- ▶ Large scale computational statistics?

What is Data Mining?

- ▶ Finding structure in data?
 - ▶ Machine learning on large data?
 - ▶ Unsupervised learning?
 - ▶ Large scale computational statistics?
-
- ▶ How to think about data analytics.

What is Data Mining?

- ▶ Finding structure in data?
 - ▶ Machine learning on large data?
 - ▶ Unsupervised learning?
 - ▶ Large scale computational statistics?
-
- ▶ How to think about data analytics.
-
- ▶ *Principals* of converting from messy raw data to abstract representations.
 - ▶ Algorithms of how to analyze data in abstract representations.
 - ▶ Addressing challenges in scalability, error, and modeling.

Modeling versus Efficiency

Two Intertwined (and often competing) Objectives:

- ▶ Model Data Correctly
- ▶ Process Data Efficiently



Other Data Mining Courses

Every university teaches data mining differently!

Other Data Mining Courses

Every university teaches data mining differently!

What flavor is offered in this class:

- ▶ Focus on techniques for *very* large scale data
- ▶ Broad coverage ... with recent developments
- ▶ Formally and generally presented (proof sketches)
- ▶ ... but useful in practice (e.g. internet companies)
- ▶ Probabilistic algorithms: connections to CS and Stat

Other Data Mining Courses

Every university teaches data mining differently!

What flavor is offered in this class:

- ▶ Focus on techniques for *very* large scale data
- ▶ Broad coverage ... with recent developments
- ▶ Formally and generally presented (proof sketches)
- ▶ ... but useful in practice (e.g. internet companies)
- ▶ Probabilistic algorithms: connections to CS and Stat
- ▶ *no specific software tools / programming languages*

Other Data Mining Courses

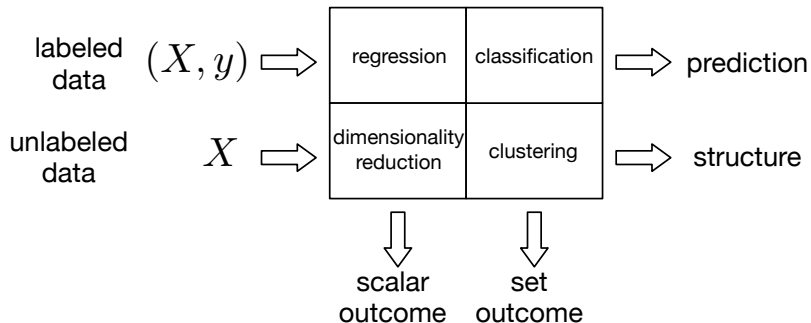
Every university teaches data mining differently!

What flavor is offered in this class:

- ▶ Focus on techniques for *very* large scale data
- ▶ Broad coverage ... with recent developments
- ▶ Formally and generally presented (proof sketches)
- ▶ ... but useful in practice (e.g. internet companies)
- ▶ Probabilistic algorithms: connections to CS and Stat
- ▶ *no specific software tools / programming languages*

Maths: Linear Algebra, Probability, High-dimensional geometry

Classic (Old) View of Data Mining



Outline

Statistical and Mathematical Principals:

- ▶ 1. **Hashing, Concentration of Measure**
- ▶ 2. **Similarity** (find duplicates and similar items)

Structure in Data:

- ▶ 3. **Clustering** (aggregate close items)
- ▶ 4. **Regression** (linearity of high-d data, sparsity)
- ▶ 5. **Dimensionality Reduction** (PCA, embeddings)
- ▶ 7. **Link Analysis** (prominent structure in large graphs)


Controlling for Noise and Uncertainty:

- ▶ 6. **Noisy Data** (anomalies in data, ethics, privacy)

Statistical Principals

What happens as data is generated with replacement
{IP addresses, words in dictionary, edges in graph, hash table}

- ▶ When do items collide?
- ▶ When do you see all items?
- ▶ When is the distribution almost uniform?



Statistical Principals

What happens as data is generated with replacement
{IP addresses, words in dictionary, edges in graph, hash table}

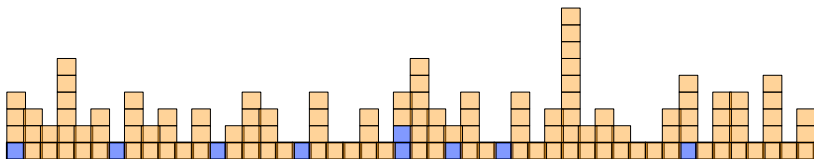
- ▶ When do items collide?
- ▶ When do you see all items?
- ▶ When is the distribution almost uniform?



Statistical Principals

What happens as data is generated with replacement
{IP addresses, words in dictionary, edges in graph, hash table}

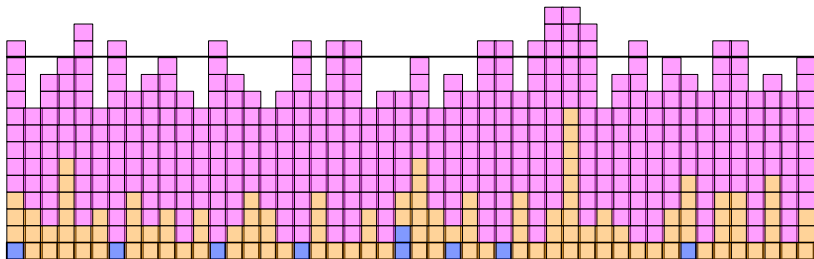
- ▶ When do items collide?
- ▶ When do you see all items?
- ▶ When is the distribution almost uniform?



Statistical Principals

What happens as data is generated with replacement
{IP addresses, words in dictionary, edges in graph, hash table}

- ▶ When do items collide?
- ▶ When do you see all items?
- ▶ When is the distribution almost uniform?

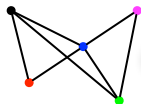



Raw Data to Abstract Representations

How to measure similarity between data?

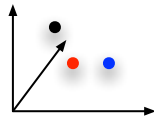
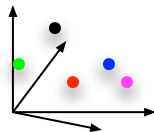
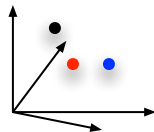
Key idea: data \rightarrow point

a quick brown fox jumped ...



	1	1	1	
1		1		
1	1		1	1
1		1		1
		1	1	

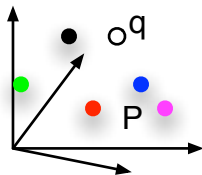
	age	income	height
joe	25	90K	1.85
bob	32	45K	1.52
sue	28	38K	1.61



Similarity

Given a large set of data P .
Given new point q , is q in P ?

Given a large set of data P .
Given new point q , what is the *closest* point in P to q ?



Clustering

How to find groups of similar data.

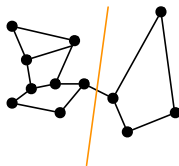
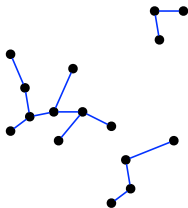
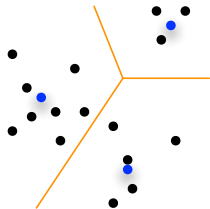
- ▶ do we need a representative?
- ▶ can groups overlap?
- ▶ what is structure of data/distance?

Clustering

How to find groups of similar data.

- ▶ do we need a representative?
- ▶ can groups overlap?
- ▶ what is structure of data/distance?

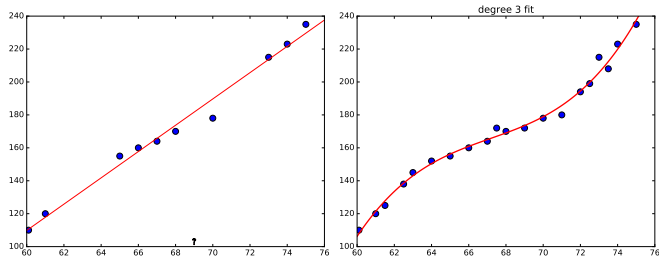
- ▶ **Hierarchical clustering** : When to combine groups?
- ▶ **k-means clustering** : *k*-median, *k*-center, *k*-means++
- ▶ **Graph clustering** : modularity, spectral



Regression

Consider a data set $P \in \mathbb{R}^d$, where d is BIG!

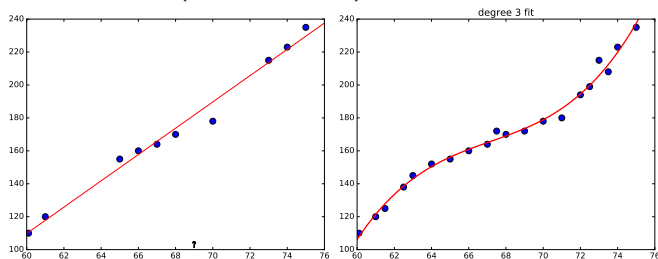
Want to find linear (or polynomial) function that represents P .



Regression

Consider a data set $P \in \mathbb{R}^d$, where d is BIG!

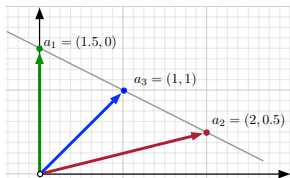
Want to find linear (or polynomial) function that represents P .



- ▶ **Least Squares** : Common easy approach (polynomial, high-dimensional)
- ▶ **L_1 Regression** : Sparser, generalizes better, Orthogonal Matching Pursuit
- ▶ **Info Recovery** : Compressed Sensing

Dimensionality Reduction

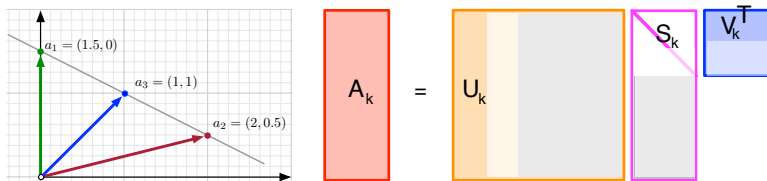
Again consider a data set $P \in \mathbb{R}^d$, where d is BIG!
Want to find linear subspace that represents P .



$$A_k = U_k \begin{matrix} S_k \\ \hline \end{matrix} V_k^T$$

Dimensionality Reduction

Again consider a data set $P \in \mathbb{R}^d$, where d is BIG!
Want to find linear subspace that represents P .




- ▶ **SVD** : Linear Algebra basis for PCA
- ▶ **Multidimensional Scaling** : Fits sets of distances in \mathbb{R}^k with k small
- ▶ **Matrix Sketching**: Random Projections, Sampling, FD

Noisy Data

What to do when data is noisy?

- ▶ **Identify it** : Find and remove outliers
- ▶ **Model it** : It may be real, affect answer
- ▶ **Exploit it** : Differential privacy, Ethics of Data Science

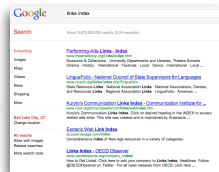
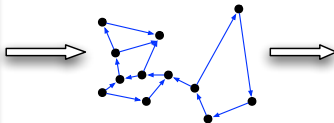


Link Analysis, Graphs

How does Google Search work?

Converts webpage links into directed graph.

- ▶ **Markov Chains** : Models movement in a graph
- ▶ **PageRank** : How to convert graph into important nodes
- ▶ **MapReduce** : How to scale up PageRank
- ▶ **Communities** : Other important nodes in graphs



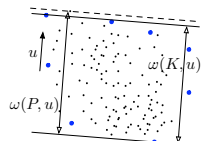
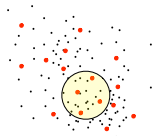
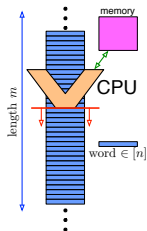
Summaries

Reducing *massive* data to small space.

Want to retain as much as possible (not specific structure)

error guarantees

- ▶ **OnePass Sampling** : Reservoir Sampling
- ▶ **MinCount Hash** : Sketching data, \rightarrow abstract features
- ▶ **Density Approximation** : Quantiles
- ▶ **Matrix Sketching** : Preprocessing complex data
- ▶ **Spanners** : graph approximations



Themes

What are course goals?

- ▶ Intuition for data analytics
- ▶ How to model data (convert to abstract data types)
- ▶ How to process data efficiently (balance models with algorithms)